

The Lunduke Journal of Technology



+ Subscribe

Sign in

During the 1970s and 1980s, Robert Tinney illustrated some of the most amazing computer artwork for BYTE magazine.



BRYAN LUNDUKE

SEP 12, 2021

15



Share


They just don't make computer magazines like they used to. The computer mags of the 1970s, 80s, and 90s had style. Attitude. There was something truly special about them.


Quite possibly the greatest among them, being BYTE (technically it was just "Byte", but they always drew it as uppercase on the cover). Starting in 1975, that beautiful publication — which focused on "micro computers" — ran all the way until 1998.

The content was astounding. If you were a computer nerd, you knew BYTE. You loved BYTE. You devoured every single article

But, as I look back on BYTE magazine, it is the **cover artwork** that stands out to me.

Especially those by the amazing Robert Tinney.





Discover more from The Lunduke Journal of Technology

Make Computers Fun Again - Linux, UNIX, Alternative Operating Systems, Computer History, and Retro Computing. Also dad jokes.

Over 5,000 subscribers

Subscribe

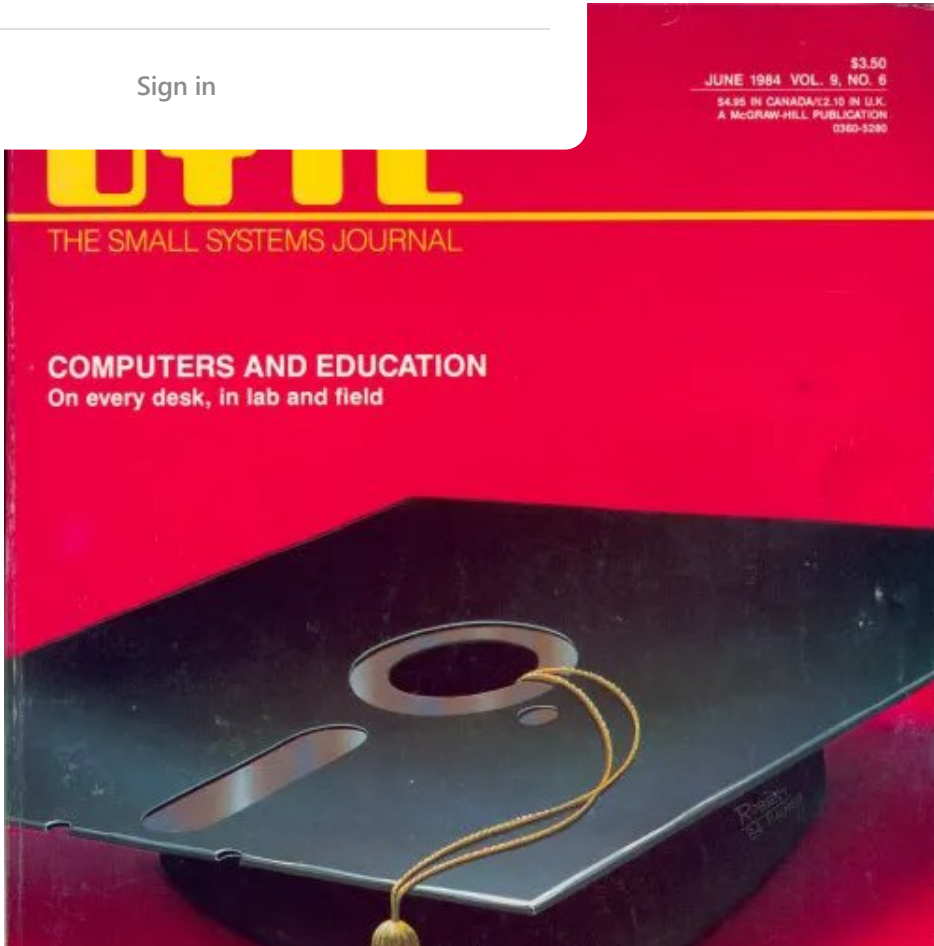
Continue reading >

Sign in

for computers.

...e this since. I'm collecting a few of my ... and 1980s computer magazine art was

... reading a [2006 interview with Tinney](#)






When I graduated high school, I really wanted to make my own cap based on this cover artwork. But I couldn't make it look right.



This one might be my favorite. I love everything about this cover.





This makes me want to build a model train set... that is a circuit board.





The Altair! The atmosphere! There's just so much here!



Tinney is like the Norman Rockwell of computer magazines. Truly stellar work.



Comments



Write a comment...



No posts

Ready for more?

Type your email...

Subscribe

© 2023 Bryan Lunduke · [Privacy](#) · [Terms](#) · [Collection notice](#)



Start Writing

Get the app

[Substack](#) is the home for great writing